

CITY OF BRIDGMAN BUDGET

FY 2022 (July 1, 2021 to June 30, 2022)



Vincent Rose, Mayor
Stacy Stine, Mayor Pro-Tem

Council Members

John Bonkoske

Pamela Hahaj

Georgia Gipson

Samuel Stine

Jan Trapani



9765 Maple Street / P.O. Box 366 / Bridgman, MI 49106 / Tel: 269•465•5144 / www.bridgman.org

June 4, 2021

RE: Fiscal Year 2022 Budget (July 1, 2021 – June 30, 2022)

Dear Honorable Mayor and City Council:

In accordance with Chapter 7, Section 7.7 of the City Charter, the City Manager is required to prepare and submit a proposed annual budget for the ensuing fiscal year based upon detailed estimates furnished by City officers. The Charter requires that summaries of the proposed budget be available for public review in the City Clerk's office and the Bridgman Public Library at least one week in advance of a public hearing, which shall be held by the Council before adoption of the budget. A public hearing has been scheduled on Monday, June 7, 2021 at 6:30 PM.

When the COVID-19 pandemic knocked the world off its axis in the spring of 2020, few could envision how significantly it would impact everyday life. In the early months, your Bridgman city government adapted by dramatically curtailing planned expenses in FY 2021 due to anticipated reductions in state revenue sharing and Act 51 (transportation) funds. These austerity measures did not degrade our ability to provide essential services, but they resulted in deferred capital purchases and maintenance.

The Michigan Department of Treasury has released estimates which indicate that Bridgman's constitutional and statutory revenue sharing will be reduced by about 2% in FY 2022. Previously we anticipated prolonged reductions in revenue sharing. Although revenue sharing is slightly reduced for FY 2022, it is less than anticipated and is resulting in a fiscal position that is substantially more stable than planned. As a result, capital purchases such as the replacement of a police vehicle and some sizable repairs to City Hall's exterior have been reintroduced within the budget.

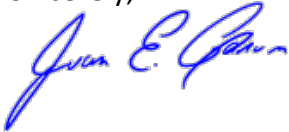
Despite a rosier financial picture (or more aptly, a less dire one) department heads have worked diligently to maintain spending levels as low as possible without comprising our service levels. For example, the Department of Public Service has been operating with one fewer employee than it did one year ago, yet it continues to perform all of its duties as when it was fully staffed. Our Police and Fire departments also continue to provide exceptional service to our residents and businesses, even as they are asked to keep expenses down.

It should be noted that capital improvements related to the sanitary sewer repairs will resume in FY 2022. Repairs identified in the twenty-year Wastewater Capital Improvements Projects Plan and are tied to the sewer rate increase that became effective in March 2020 are necessary to reduce operating costs within the Sewer Fund. The City Council's decision to raise both water and sewer rates have significantly stabilized those enterprise funds, as evidenced by the lack of a General Fund subsidy to each, as in previous years.

The consolidated FY 2022 budget, which includes the total expenses within the General Fund and enterprise funds, is \$4,813,838. Projected revenues of \$5,121,790 results in an overall surplus of \$307,952, most of which is being derived within the enterprise funds. In FY 2022 the City will have a balanced budget and will not utilize its reserves. It's projected fund balance percentage of 67.7% exceeds the minimum of 40% as required by the Fund Balance Policy.

I wish to take this opportunity to thank the City Council for its guidance and understanding during this unique period in our nation's history. My sincere gratitude is also extended to our staff for its dedication and ongoing commitment in providing the citizens of Bridgman with exceptional value for their tax dollars. The City's fiscal position is steadily improving due to the focused effort of all of our employees, and in particular, the guiding hand and expertise of our treasurer, Debbie Lambrix.

Sincerely,



Juan E. Ganum
City Manager

DRAFT 6.7.2022

BRIDGMAN BY THE NUMBERS

Consolidated Budget

\$4,813,838

What is a consolidated budget? The total of all expenses to provide services to the community

General Fund – main operating budget for several departments such as Police, Fire, Streets, Administration and others

Enterprise Funds – budgets for departments that provide a service or commodity where user fees are charged for the service or commodity

Parks & Recreation – budget is supported through admission fees, camping fees, etc.

Water Fund – budget is supported by sale of water provided by the City

Sewer Fund – budget is supported by fees for waste processing

Public Safety



Police	\$631,754
Fire	\$151,550
Building	\$70,605

5 Full Time & 4 Part Time
Sworn Police Officers
17 Part Time
Firefighters

Public Works & Road Maintenance



Public Works	\$316,805
Major Streets	\$256,782
Local Streets	\$214,834

Bridgman maintains
approximately 14 miles of
public streets

Water Department



\$516,161

The treatment plant can
produce 1.4 million gallons
per day and serves
1,117 customers

Sewer Department



\$844,488

Average treatment
of 8 million gallons
per month

Parks & Recreation



\$553,931

Maintain 3 parks for
a total of 49.5 acres with
quarter mile of public beach

Rubbish & Recycling



\$165,211

Rubbish Collection
Curb Side Recycling
Large Trash Pick Up

**City of Bridgman
Fiscal Year 2022
Budget Summary - All Funds**

	<u>Revenues</u>	<u>Expenditures</u>
General Fund Revenues	\$ 2,217,607	
General Fund Expenditures		
City Council		30,054
City Manager		130,200
Elections		7,200
Assessor		27,513
General Office Services		241,549
Building & Grounds		114,312
Economic Development		11,000
Police Department		631,754
Fire Department		151,550
Building Inspector		35,975
Planning Commission		5,000
Zoning Board of Appeals		29,630
Public Works Department		316,805
Other Functions		404,902
Transfers Out:		
Debt Service		80,163
Capital Equipment		-
Sewer Fund		-
Water Fund		-
Total Expenditures		\$ 2,217,606
Major Street (202)		
Revenues	254,479	
Expenditures		256,782
Local Streets (203)		
Revenues	208,218	
Expenditures		214,834
Corridor Improvement (251)		
Revenues	16,600	
Expenditures		11,700
Drug Law Enforcement (265)		
Revenues	200	
Expenditures		-
Act 302 Training (266)		
Revenues	600	
Expenditures		750
ENTERPRISE FUNDS		
Park/Recreation Fund (508)		
Revenues	739,850	
Expenditures		553,931
Sewer Fund (590)		
Revenues	943,600	
Transfer In from General Fund	-	
Expenditures		844,488
Water Fund (591)		
Revenues	543,050	
Transfer In from General Fund	-	
Expenditures		516,161
Debt Service Fund (301)		
Revenues	197,587	
Expenditures		197,587
TOTAL REVENUES	5,121,790	
TOTAL EXPENDITURES		4,813,838
Total Fund Reserves used to Balance Budgets		307,952

**City of Bridgman
Fiscal Year 2022
General Fund
Summary of Revenue and Expenditures**

Revenues

	2021	2022	Difference
Property Taxes	1,684,390	1,716,881	32,490
Other Revenues	274,611	264,235	(10,376)
State Revenue	261,357	236,491	(24,866)
TOTAL REVENUES	2,220,359	2,217,607	(2,752)

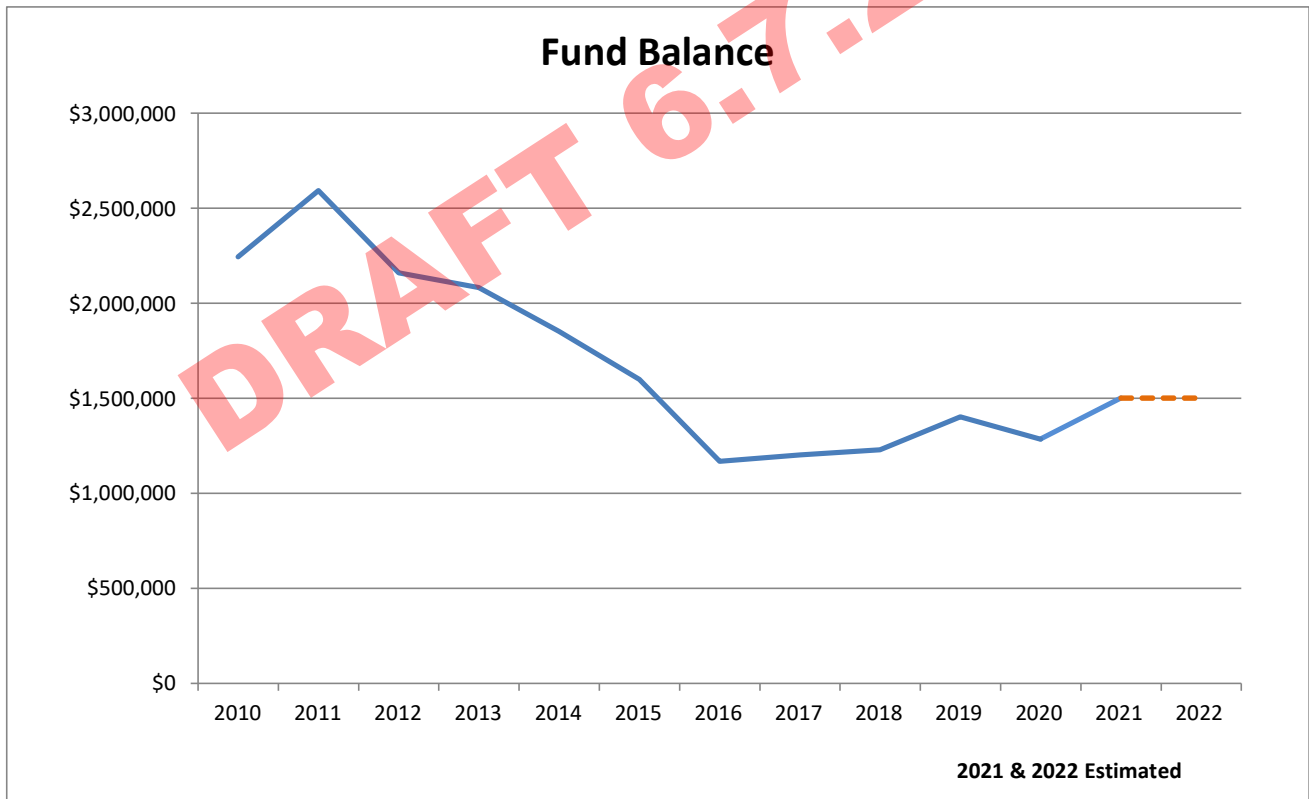
Expenditures By Department

City Council	25,575	30,054	4,480
City Manager	124,791	130,200	5,408
Elections	9,506	7,200	(2,306)
Assessor	30,772	27,513	(3,259)
General Office Services	228,639	241,549	12,910
Building & Grounds	55,064	114,312	59,248
Economic Development	-	11,000	11,000
Police Department	539,541	631,754	92,213
Fire Department	152,562	151,550	(1,012)
Building Inspector	30,377	35,975	5,598
Planning Commission	5,592	5,000	(592)
Zoning Administration	34,579	29,630	(4,949)
Public Works Department	295,840	316,805	20,965
Other Functions	393,874	404,902	11,028
Transfers Out	77,981	80,163	2,182
TOTAL EXPENDITURES	2,004,692	2,217,606	212,914
Revenues Over Expenditures			
Surplus/(Deficit)	215,666	0	210,162

**City of Bridgman
Fiscal Year 2022
General Fund
Estimated Fund Balance**

	2021	2022
Beginning Fund Balance	1,285,739	1,501,405
Revenues	2,220,359	2,217,607
Expenditures	<u>(2,004,692)</u>	<u>(2,217,606)</u>
Surplus (Deficit)	215,666	0
Ending Fund Balance	<u><u>1,501,405</u></u>	<u><u>1,501,406</u></u>

Estimated Percentage of Fund Balance to Expenditures	74.89%	67.70%
---	---------------	---------------



**City of Bridgman
Fiscal Year 2022
General Fund Revenues**

REVENUES	Actual 2020	Estimated 2021	Proposed 2022
Property Taxes	1,630,752	1,669,740	1,704,303
Prior Year Tax Adjustments	-	-	200
Industrial Facilities Tax	7,238	8,618	8,377
Interest & Penalty on Taxes	1,410	6,033	4,000
Franchise Fees	37,315	38,162	38,800
Non-Business Licenses & Permits	40,580	5,261	6,000
Building Permits	-	25,361	20,000
Zoning Permits	-	800	1,000
Federal Grants (ARPA 2021)		109,204	109,205
Local Community Stabilization	15,392	14,230	15,000
State Shared Revenue - Constitutional	197,755	207,442	201,671
State Shared Revenue - CVTRS	19,460	22,974	23,820
PPT Reimbursement	-	2,589	2,500
Other State Revenue Sharing	10,035	29,051	9,000
Liquor License Fees	1,973	1,890	2,000
Police Reports - Charges for Services	402	160	350
Other - Charges for Services	8,033	19,741	11,000
Recycling Fees		-	33,780
Bail/Bond Revenue	90	70	100
Parking Fines	3,040	1,455	2,000
Ordinance Fines	7,699	15,457	10,000
Interest on Investments	8,929	6,896	7,500
Sales of Fixed Assets	9,315	28,000	5,000
Donations from Private Sources	400	6,000	1,500
Other Miscellaneous	1,408	1,225	500
TOTAL REVENUES	<u>2,001,223</u>	<u>2,220,359</u>	<u>2,217,607</u>

**City of Bridgman
Fiscal Year 2022
General Fund Expenditures**

	Actual 2020	Estimated 2021	Proposed 2022
<u>LEGISLATIVE - 101</u>			
Compensation-Elected Officials	13,210	11,625	13,650
Payroll Taxes	935	888	1,044
Workers Compensation	64	10	10
Contractual Services	4,030	1,195	3,100
Community Promotion	9,369	9,515	10,000
Insurance	-	451	250
Workshops & Seminars	-	130	-
Memberships	1,950	1,760	2,000
	29,558	25,575	30,054
<u>EXECUTIVE - 172</u>			
Salaries & Wages - Full Time	82,378	78,308	78,499
Automobile Allowance	4,800	4,800	4,800
Payroll Taxes	6,372	6,242	6,005
Unemployment Compensation	5	6	6
Pension	9,628	7,899	9,616
Group Insurance	23,672	24,949	25,273
Telephone	623	641	700
Community Promotions	810	583	1,800
Miscellaneous	51	-	100
Workshops & Seminars	2,746	345	1,500
Memberships	1,282	1,018	1,900
	132,368	124,791	130,200
<u>ELECTION - 191</u>			
Election Workers	2,028	4,510	2,500
Office Supplies & Expense	229	40	250
Operating Supplies	977	3,540	1,300
Outside Svc.-Board of Canvassers	200	400	200
Printing & Publishing	196	353	1,850
Miscellaneous	187	428	300
Workshops & Seminars	60	60	200
Memberships	215	175	300
Office Equipment & Furniture	2,675	-	300
	6,767	9,506	7,200

**City of Bridgman
Fiscal Year 2022
General Fund Expenditures**

	Actual 2020	Estimated 2021	Proposed 2022	
<u>ASSESSOR - 209</u>				
Salaries & Wages - Full Time	23,352	21,226	22,000	
Board of Review Compensation	1,350	1,300	1,400	
Payroll Taxes	1,765	1,624	1,683	
Unemployment Compensation	5	5	6	
Workers Compensation	70	4	274	
Office Supplies & Expense	199	107	150	
Professional Services	5,093	5,646	1,000	
Printing & Publishing	724	859	1,000	
Miscellaneous	-	42	100	
	32,558	30,772	27,513	
<u>GENERAL OFFICE SERVICES - 260</u>				
Salaries & Wages - Full Time	134,923	130,403	135,705	
Payroll Taxes	9,454	9,305	10,381	
Unemployment Compensation	16	17	20	
Pension	15,130	14,667	15,987	
Group Insurance	44,503	45,765	48,071	
Workers Compensation	748	401	384	
Office Supplies & Expense	2,795	2,950	3,000	
Operating Supplies	3,033	2,126	3,000	
Tax Notices-Printing	1,270	1,449	1,600	
IS/IT Services	6,427	1,624	2,000	
Contractual Services	9,180	6,616	7,000	
Telephone	7,785	9,608	10,000	
Communications	1,908	2,265	3,000	
Printing & Publishing	1,552	1,263	1,200	
Miscellaneous	9	-	100	
Memberships	75	180	100	
Capital Expenditures	7,893	-	-	
	246,699	228,639	241,549	
<u>BUILDING & GROUNDS - 265</u>				
Salaries & Wages - Full Time	8,546	10,676	10,508	
Overtime	308	1,223	300	
Payroll Taxes	635	779	804	
Workers Compensation	70	-	-	
Operating Supplies	1,287	982	1,000	

**City of Bridgman
Fiscal Year 2022
General Fund Expenditures**

	Actual 2020	Estimated 2021	Proposed 2022
<u>BUILDING & GROUNDS - 265 (cont.)</u>			
Engineering	1,604	1,825	5,000
Contractual Services	14,824	10,913	12,000
Utilities - Electricity	10,251	11,676	13,000
Utilities - Gas	4,646	4,350	5,000
Utilities - Water	3,747	4,376	5,500
Repair & Maintenance	8,202	2,580	7,000
Building Maintenance	52,790	4,383	50,000
Beautification	4,706	1,300	4,000
Miscellaneous	161	-	200
	111,777	55,064	114,312
<u>ECONOMIC DEVELOPMENT - 278</u>			
Growth Alliance	10,000	-	1,000
Contractual Services	-	-	10,000
Workshops & Seminars	-	-	-
	10,000	-	11,000
<u>POLICE - 301</u>			
Salaries & Wages - Full Time	315,050	311,172	324,017
Overtime	23,178	21,477	25,000
Compens-Apptd-Part Time Officers	5,361	7,519	8,000
Payroll Taxes	24,950	25,298	26,587
Unemployment Compensation	34	33	50
Pension	34,545	33,536	35,104
Group Insurance	110,844	104,894	112,836
Workers Compensation	6,732	3,100	3,260
Office Supplies & Expense	1,580	1,099	1,000
Operating Supplies	2,218	1,008	5,500
Uniforms	2,650	1,275	5,000
Gas & Oil	9,689	8,250	10,000
Contractual Services	9,722	10,397	10,500
Telephone	3,714	3,715	4,000
Repairs & Maintenance	1,295	926	1,500
Repairs & Maintenance-Vehicles	5,521	4,295	7,000
Miscellaneous	85	118	100
Workshops & Seminars	460	-	500
Memberships	240	275	300
Police Training	610	1,154	1,500
Capital Expenditures	23,362	-	50,000
	581,839	539,541	631,754

**City of Bridgman
Fiscal Year 2022
General Fund Expenditures**

	Actual 2020	Estimated 2021	Proposed 2022
<i>FIRE - 336</i>			
Compensation - Fire Dept. Admin	21,126	21,426	22,000
Compensation - Volunteer Fire	11,063	13,122	15,000
Volunteer Fire-1st Responders	9,020	22,078	9,000
Fire Training	8,604	5,937	10,500
Payroll Taxes	3,811	5,094	4,322
Workers Compensation	2,036	1,243	1,128
Operating Supplies	3,391	6,726	6,150
Gas & Oil	2,087	2,558	2,500
Contractual Services	5,348	4,730	5,500
Telephone	690	861	750
Repairs & Maintenance	360	-	2,000
Repairs & Maintenance-Equipment	6,327	6,836	13,600
Repairs & Maintenance-Vehicles	10,982	15,040	18,500
Workshops & Seminars	3,417	1,646	1,500
Memberships	260	75	600
Capital Equipment	17,077	24,174	30,000
Equipment	6,756	21,015	8,500
	112,354	152,562	151,550
<i>INSPECTION SERVICES - 378</i>			
Payroll Taxes	2,046	1,838	1,905
Unemployment Compensation	11	10	10
Office Supplies & Expense	1,713	1,141	1,500
Operating Supplies - Equipment	1,022	250	500
Building Inspector	27,054	22,918	25,000
Electrical Inspector	9,168	3,095	5,000
Contractual Services	1,951	-	500
Miscellaneous	-	97	360
Workshops & Seminars	1,193	848	1,000
Memberships	35	180	200
	44,193	30,377	35,975
<i>PLANNING COMMISSION - 400</i>			
Compens-Apptd Part-Time	2,250	3,750	3,000
Contractual Services	-	1,238	1,000
Printing & Publishing	-	114	500
Miscellaneous	384	490	500
	2,634	5,592	5,000

**City of Bridgman
Fiscal Year 2022
General Fund Expenditures**

	Actual 2020	Estimated 2021	Proposed 2022
<u>ZONING ADMINISTRATION - 405</u>			
Compens-Apptd Part-Time	-	-	-
Payroll Taxes	1,560	2,477	1,530
Contractual Services	24,360	32,043	28,000
Printing & Publishing	-	58	100
Equipment	-	189	-
	25,920	34,579	29,630
<u>PUBLIC SERVICES DEPARTMENT - 441</u>			
Salaries & Wages - Full Time	117,213	120,280	116,358
Overtime	912	1,196	2,000
Payroll Taxes	9,446	9,560	9,045
Unemployment Compensation	27	17	20
Pension	16,072	16,779	14,672
Group Insurance	63,809	59,342	46,150
Workers Compensation	12,660	2,381	1,760
Office Supplies & Expense	314	132	500
Operating Supplies	8,338	6,896	7,500
Operating Supplies - Equipment	1,580	2,798	3,000
Uniforms	2,671	2,510	2,300
Gas & Oil	7,593	6,462	8,000
Repairs Supplies	5,911	6,461	6,000
Engineering	-	-	2,000
Contractual Services	24,378	19,338	20,000
Jail Crew	2,484	-	-
Tree Trimming	810	2,575	5,000
Sidewalk Replacement	-	5,000	5,000
Telephone	2,494	3,026	3,500
Repairs & Maintenance	7,330	750	2,500
Repairs & Maintenance - Equipment	13,699	19,042	16,000
Repairs & Maintenance - Storm Sewer	-	750	9,000
Repairs & Maintenance - Vehicles	11,793	8,515	9,000
Equipment Rental	425	500	4,000
Miscellaneous	265	-	500
Workshops & Seminars	110	240	1,000
Memberships	1,668	1,290	1,700
Capital Expenditures	-	-	20,300
	312,003	295,840	316,805

**City of Bridgman
Fiscal Year 2022
General Fund Expenditures**

	Actual 2020	Estimated 2021	Proposed 2022
<u>OTHER FUNCTIONS - 800</u>			
Audit	19,500	14,975	15,175
Attorney Fees	29,720	27,565	30,000
IS/IT Services	23,552	10,573	12,000
Contractual Services	-	1,568	1,000
Contractual Services - Garbage	141,589	161,502	165,211
Street Lighting	19,442	19,017	20,000
Ambulance Services	30,649	31,569	32,516
Prior Year Adjustments	366	977	1,000
Insurance	46,577	47,618	48,000
Hydrant Rental	75,000	75,000	75,000
Copier Expense	917	860	1,000
Miscellaneous	450	93	500
Land Improvement-Drains at Large	3,580	2,559	3,500
	<u>391,341</u>	<u>393,874</u>	<u>404,902</u>
<u>TRANSFERS OUT - 965</u>			
Transfer to Capital Equipment			-
Transfer to Debt Service	77,124	77,981	80,163
	<u>77,124</u>	<u>77,981</u>	<u>80,163</u>
TOTAL EXPENDITURES	<u><u>2,117,134</u></u>	<u><u>2,004,692</u></u>	<u><u>2,217,606</u></u>

**City of Bridgman
Fiscal Year 2022
Street Funds**

	Major Streets Fund 202			Local Streets Fund 203		
	2020 Actual	2021 Estimated	2022 Proposed	2020 Actual	2021 Estimated	2022 Proposed
	REVENUES					
Motor Vehicle Tax	211,650	250,474	252,979	72,126	74,975	63,729
Winter Maintenance		-	-	297	1,768	1,000
Other State Grants						10,000
Interest Earned	1,454	1,331	1,500	251	221	300
Special Assessment Interest				1,303	1,105	1,000
Special Assessments				5,700	5,700	5,700
Transfers In				91,056	125,237	126,489
TOTAL REVENUES	213,104	251,805	254,479	170,732	209,006	208,218
EXPENDITURES						
Paying Agent Fees				200	-	-
ROUTINE MAINTENANCE:						
Salaries & Wages	22,022	14,385	7,881	13,021	10,703	7,881
Overtime	315	328	350	-	68	100
Payroll Taxes	1,158	859	617	715	403	603
Group Insurance	5,697	5,707	4,545	5,697	5,709	4,545
Workers Compensation	1,284	533	416	1,284	536	412
Operating Supplies	4,016	4,216	5,000	3,452	1,899	5,000
Gas & Oil	1,057	1,538	1,500	1,057	1,485	1,500
Insurance	196	188	400	196	187	200
Repairs & Maintenance	44,246	3,353	50,000	21,062	10,000	32,000
Landfill Disposal	3,444	2,273	2,000	3,444	2,124	2,000
Equipment Rental	2,400	3,000	3,000	-	3,000	3,000
Capital Expenditures	-	-	-	-	-	-
TRAFFIC SERVICES:						
Salaries & Wages	2,559	2,147	1,313	815	2,077	1,313
Overtime	150	68	200	43	68	200
Payroll Taxes	51	87	115	33	35	115
Group Insurance	5,697	5,187	4,545	5,697	5,187	4,545
Operating Supplies	6,997	3,395	7,000	3,512	750	6,000
Contractual Services	7,052	6,504	4,000	-	-	600
Utilities - Electricity	412	376	600	-	-	-
WINTER SERVICES						
Salaries & Wages	6,005	2,668	2,627	3,773	1,748	1,313
Overtime	1,752	2,852	6,000	538	2,570	6,000
Payroll Taxes	329	399	633	195	313	532
Group Insurance	5,698	4,667	4,550	5,698	4,667	4,550
Operating Supplies	20,738	10,940	20,000	20,738	11,137	15,000
Equipment Rental	2,950	3,810	3,000	-	750	-
	146,226	79,481	130,292	91,170	65,416	97,410
Contribution to Local	91,056	125,237	126,489			
Transfer to Debt Service	-	-	-	115,636	119,936	117,424
TOTAL EXPENDITURES	237,281	204,718	256,782	206,806	185,352	214,834
Fund Balance July 1	215,782	191,605	238,692	74,416	38,342	61,996
Fund Balance June 30	191,605	238,692	236,389	38,342	61,996	55,380

**City of Bridgman
Fiscal Year 2022
Parks & Recreation Fund**

	Actual 2020	Estimated 2021	Proposed 2022
REVENUES			
Souvenirs	5,944	4,739	4,000
Ice & Firewood Sales	10,914	19,048	12,500
Concession Sales	64,663	90,164	32,500
Kayak/SUP Rentals		-	33,000
Seasonal Parking Passes	53,620	52,560	45,000
Daily Parking Passes	155,510	189,770	150,000
Seasonal Boat Ramp Passes	2,610	2,560	2,000
Daily Boat Ramp Passes	1,380	1,550	1,400
Camping Income	121,139	294,147	355,500
Cabin Income	50,578	83,469	75,500
Interest on Investments	3,090	4,270	3,250
Beach House Rental Income	6,793	6,110	25,000
Donations From Private Sources	-	2,340	-
Miscellaneous	305	77	200
TOTAL REVENUES	476,546	750,805	739,850
EXPENDITURES			
CITY PARKS:			
Salaries & Wages - Full Time	19,808	12,412	16,415
Seasonal Wages	58	310	3,000
Payroll Taxes	1,224	943	1,398
Pension	42,236	5,718	8,265
Group Insurance	9,585	5,946	28,019
Operating Supplies	2,803	3,722	5,000
Gas & Oil	1,112	759	1,200
IS/IT Services	1,879	1,469	1,500
Contractual Services	355	-	1,000
Jail Crew	36	-	800
Insurance	1,248	1,390	1,459
Utilities - Electricity	276	300	950
Water	272	354	650
Repairs & Maintenance	750	3,031	3,500
Repairs & Maintenance - Vehicles	717	472	2,000
Workshops & Seminars	1,197	-	1,200
Memberships	868	1,048	2,000
City Parks Subtotal	84,423	36,824	78,356
CAMPGROUNDS:			
Salaries & Wages - Full Time	27,857	28,531	35,457
Seasonal Wages	61,176	60,590	60,000
Overtime	2,659	1,003	1,500
Payroll Taxes	6,981	6,892	2,712
Unemployment Compensation	80	56	100
Group Insurance	-	600	-

**City of Bridgman
Fiscal Year 2022
Parks & Recreation Fund**

	Actual 2020	Estimated 2021	Proposed 2022
<u>CAMPGROUNDS: (cont.)</u>			
Office Supplies & Expense	875	655	1,800
Credit Card Fees	8,996	20,939	20,000
Operating Supplies	7,420	5,902	4,500
Gas & Oil	109	153	350
Contractual Services	19,928	7,257	8,500
Jail Crew	(306)	-	800
Contractual Services - Garbage	954	2,064	2,500
Contractual Services-Portajohn	2,000	3,260	3,500
Telephone	1,448	1,579	1,500
Printing & Publishing	2,326	1,027	2,000
Park Advertising	-	-	500
Utilities - Electricity	9,593	18,502	20,000
Utilities - Gas	894	-	1,500
Water	2,474	3,773	4,100
Repairs & Maintenance	6,366	5,663	12,000
<u>Campgrounds Subtotal</u>	161,832	168,445	183,319
<u>WEKO BEACH:</u>			
Salaries & Wages - Full Time	39,740	34,426	45,016
Seasonal Wages	27,996	19,346	40,000
Ramp	2,349	2,470	2,700
Concession	4,419	17,192	20,000
Overtime	1,544	1,159	2,000
Payroll Taxes	5,721	5,458	8,009
Group Insurance	1,500	-	-
Workers Compensation	2,662	1,644	1,600
Office Supplies & Expense	308	156	350
Operating Supplies	7,172	4,173	6,500
Operating Supplies - Ramp		1,832	2,000
Operating Supplies - Equipment	4,970	75	2,500
Contractual Services	12,492	7,812	4,500
Jail Crew	360	-	1,000
Contractual Services-Garbage	954	1,622	2,000
Telephone	2,545	2,626	2,200
Prior Year Adjustment	-	-	-
Community Promotions	3,707	1,395	1,500
Souvenirs	2,462	3,796	4,000
Ice and Firewood	5,750	7,656	6,100
Concession Supplies	22,742	24,945	16,000
Printing & Publishing	3,719	4,495	5,500
Utilities - Electric	5,890	5,555	6,000
Utilities - Gas	1,785	1,732	2,000
Utilities - Water	4,563	5,690	5,250
Repairs & Maintenance	11,909	5,497	3,000
Repairs & Maintenance - Ramp	1,080	1,077	1,500

**City of Bridgman
Fiscal Year 2022
Parks & Recreation Fund**

	Actual 2020	Estimated 2021	Proposed 2022
<u>WEKO BEACH: (cont.)</u>			
Repairs & Maintenance - Beach House	4,334	5,955	5,800
Park Benches		560	560
Capital Expenditures	-	-	94,670
<i>Weko Beach Subtotal</i>	182,672	168,343	292,256
<i>TOTAL EXPENDITURES</i>	<u>428,927</u>	<u>373,613</u>	<u>553,931</u>
Revenues Over Expenditures			
Surplus/(Deficit)	<u>47,619</u>	<u>377,192</u>	<u>185,919</u>
Cash Balance July 1	393,806	441,425	818,617
Cash Balance June 30	<u>441,425</u>	<u>818,617</u>	<u>1,004,536</u>

DRAFT 6.7.2021

**City of Bridgman
Fiscal Year 2022
Sewer Fund**

REVENUES	Actual 2020	Estimated 2021	Proposed 2022
State Grants (SAW Grant)	48,550	-	-
Tap Fees	4,200	5,480	3,100
Other Charges for Services	4,220	-	1,000
Sewer Sales	659,333	856,939	930,000
Penalties	4,903	12,939	9,000
Interest on Investments	156	635	500
TOTAL REVENUES	<u>721,362</u>	<u>875,993</u>	<u>943,600</u>

EXPENDITURES	Actual 2020	Estimated 2021	Proposed 2022
Salaries & Wages Full Time	11,465	13,312	21,523
Overtime	603	137	1,000
Payroll Taxes	1,118	1,018	1,719
Group Insurance	2,516	2,629	2,096
Workers Compensation	8	8	88
Office Supplies & Expense	1,240	1,435	1,500
Credit Card Fees	1,278	1,517	1,500
Gas & Oil	462	417	700
IS/IT Services	1,210	889	1,200
Contractual Services	3,070	25,203	10,000
Contractual Services - GRSD	515,615	408,667	470,000
Telephone	230	-	-
Insurance	572	651	700
Utilities - Electricity	8,628	8,461	8,000
Utilities - Gas	1,035	1,041	1,000
Repairs & Maintenance	14,179	96,987	70,000
GIS/SAW Grant	48,468	-	-
Bond Interest/Lift Station	10,889	9,716	8,454
Bond Interest	54,010	52,361	48,518
TOTAL EXPENDITURES	<u>676,597</u>	<u>624,452</u>	<u>647,998</u>

Debt Service GRSD - Principle	185,055	202,916	196,490
Repayment to General Fund		55,178	55,178
Repayment to Water Fund		5,601	5,601
Revenues Over Expenditures	<u>(140,290)</u>	<u>48,626</u>	<u>99,112</u>
Cash Balance July 1	68,978	68,515	117,141
Cash Balance June 30	<u>68,515</u>	<u>117,141</u>	<u>216,253</u>

**City of Bridgman
Fiscal Year 2022
Water Fund**

REVENUES	Actual 2020	Estimated 2021	Proposed 2022
Meter Sales	373	1,110	600
Tap Fees	2,450	2,580	2,000
Charges for Service	4,540	4,352	5,000
Other Charges for Service	5,289	5,143	5,000
Water Sales	353,989	401,670	450,000
Hydrant Rental	75,000	75,000	75,000
Penalties	2,448	5,121	4,500
Interest on Investments	628	911	500
Miscellaneous Income	-		450
TOTAL REVENUES	<u>444,715</u>	<u>495,887</u>	<u>543,050</u>
	Actual 2020	Estimated 2021	Proposed 2022
EXPENDITURES			
Salaries & Wages - Full Time	150,766	152,819	174,392
Overtime	5,858	6,066	10,000
Payroll Taxes	10,736	11,695	14,061
Unemployment Compensation	22	17	20
Pension	15,532	18,593	20,108
Group Insurance	61,214	63,099	69,946
Workers Compensation	5,264	2,014	1,952
Office Supplies & Expense	2,619	1,966	2,000
Credit Card Fees	493	628	600
Operating Supplies - Consumable	4,657	5,065	7,000
Operarting Supplies - Chemicals	6,971	9,560	8,000
Uniforms	1,159	1,492	2,000
Gas & Oil	1,667	2,027	2,000
Engineering	490	-	1,500
IT/IS Services	4,037	1,766	1,500
Mandated Services	5,576	3,747	4,000
Contractual Services	2,911	4,913	4,000
Telephone	5,029	5,907	6,000
Printing & Publishing	323	-	300
Insurance	5,337	6,215	5,500
Utilities - Electricity	13,933	17,345	15,000
Utilities - Gas	1,918	1,890	2,000
Repairs & Maintenance - Plant	3,134	11,842	20,000
Repairs & Maintenance - Mains	853	9,926	12,000
Repairs & Maintenance - Vehicles	1,789	469	3,000
Workshops & Seminars	542	577	700
Memberships	1,387	1,408	1,400
Capital Expenditures	-	7,838	
Water System - Meters	3,172	8,531	15,000
Water System - Taps	-	4,000	5,000
2010 CI Bond Interest	44,231	43,994	43,181
TOTAL EXPENDITURES	<u>361,621</u>	<u>405,408</u>	<u>452,161</u>

**City of Bridgman
Fiscal Year 2022
Water Fund**

REVENUES	Actual 2020	Estimated 2021	Proposed 2022
Debt Service - Principal	21,000	24,000	24,000
Transfer to Reserve Account	40,000	40,000	40,000
Revenues Over Expenditures	<u>22,095</u>	<u>26,479</u>	<u>26,889</u>
Cash Balance July 1	4,308	15,633	42,112
Cash Balance June 30	<u><u>15,633</u></u>	<u><u>42,112</u></u>	<u><u>69,001</u></u>

WATER REPLACEMENT & IMPROVEMENT RESERVE

As a requirement of the USDA loan program we are required to set aside funds in a Replacements and Improvements Reserve account. The balance noted below is restricted for capital projects.

Water Reserve for Replacements and Improvements (RRI)	115,337	146,642	186,642
---	----------------	----------------	----------------

DRAFT 6.7.2021

**City of Bridgman
Fiscal Year 2022
Special Revenues**

	Corridor Improvement Fund 251		Drug Law Enforcement Fund 265		Act 302 Training Fund 266		Debt Service Fund 301	
	Estimated 2021	Budget 2022	Estimated 2021	Budget 2022	Estimated 2021	Budget 2022	Estimated 2021	Budget 2022
REVENUES								
Property Tax	12,107	16,600						
Penalty & Interest								
Forfeitures			-	200				
State Grants - Police Training					558	600		
Bond Proceeds								-
Interest Earned			-					
Transfers In							197,917	197,587
TOTAL REVENUES	12,107	16,600	-	200	558	600	197,917	197,587
EXPENDITURES								
Equipment - Police								
Police Training						750		
Street Truck								
Beautification	15,743	11,700						
Miscellaneous							200	200
Bond Interest							36,617	32,697
Bond Principle							161,080	164,690
TOTAL EXPENDITURES	15,743	11,700	-	-	-	750	197,897	197,587
Transfer to Sewer Fund								
Revenues Over Expenditures Surplus/(Deficit)	(3,636)	4,900	-	200	558	(150)	20	-
Fund Balance July 1	11,201	7,565	974	974	244	801	-	20
Fund Balance June 30	<u>7,565</u>	<u>12,465</u>	<u>974</u>	<u>1,174</u>	<u>801</u>	<u>651</u>	<u>20</u>	<u>20</u>

DRAFT 6.7.2021

City of Bridgman
Fiscal Year Ending June 30
Debt Summary

Fiscal Year Ending 2022

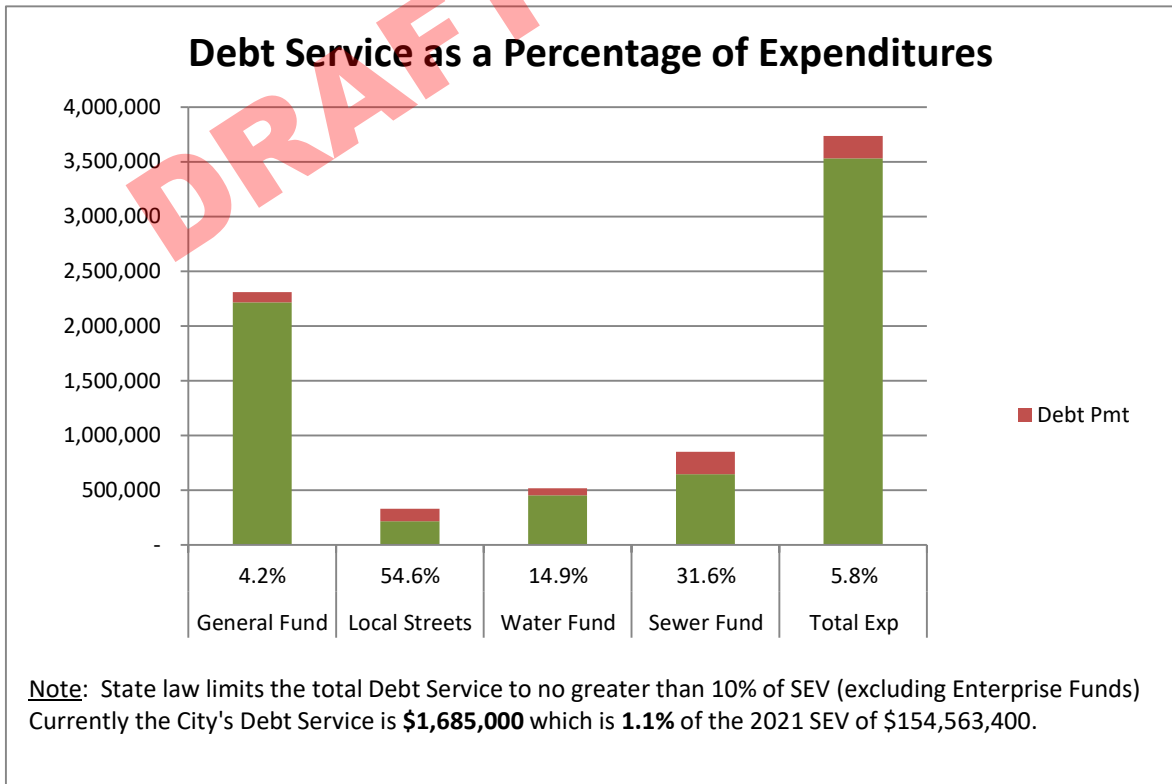
Description	Principal	Interest	Total
2012 LTGO - Street Paving	60,000	10,740	70,740
2010 Water Improvements	24,000	43,181	67,181
2013 GRSD - Refinancing	156,180	48,518	204,698
2017 Capital Improvements	145,000	30,411	175,411
	385,180	132,851	518,031

Fiscal Year Ending 2023

Description	Principal	Interest	Total
2012 LTGO - Street Paving	65,000	9,240	74,240
2010 Water Improvements	25,000	42,341	67,341
2013 GRSD - Refinancing	162,345	44,521	206,866
2017 Capital Improvements	145,000	26,366	171,366
	397,345	122,468	519,813

Fiscal Year Ending 2024

Description	Principal	Interest	Total
2012 LTGO - Street Paving	65,000	7,550	72,550
2010 Water Improvements	27,000	41,451	68,451
2013 GRSD - Refinancing	166,455	38,757	205,212
2017 Capital Improvements	150,000	22,320	172,320
	408,455	110,079	518,534



City of Bridgman
Fiscal Year End June 30
Debt Schedule

2012 Limited Tax General Obligation - Maple/Vine/Willow

Amount Issued: \$870,000

Date Issued: March 1, 2012

Interest Rate: 2.43%

Fiscal Year	Interest Due Nov 1	Interest Due May 1	Principal Due May 1	Total
2022	5,370	5,370	60,000	70,740
2023	4,620	4,620	65,000	74,240
2024	3,775	3,775	65,000	72,550
2025	2,898	2,898	65,000	70,795
2026	2,004	2,004	70,000	74,008
2027	1,006	1,006	70,000	72,013
	19,673	19,673	395,000	434,345

DRAFT 6-7-2021

City of Bridgman
Fiscal Year End June 30
Debt Schedule

2017 Limited Tax General Obligation - Capital Improvement

Amount Issued: \$1,500,000

Date Issued: March 15, 2017

Interest Rate: 2.79%

Fiscal Year	Interest Due Sept 1	Interest Due March 1	Principal Due March 1	Total
2022	15,206	15,206	145,000	175,411
2023	13,183	13,183	145,000	171,366
2024	11,160	11,160	150,000	172,320
2025	9,068	9,068	155,000	173,135
2026	6,905	6,905	160,000	173,811
2027	4,673	4,673	165,000	174,347
2028	2,372	2,372	170,000	174,743
	<u>62,566</u>	<u>62,566</u>	<u>1,090,000</u>	<u>1,215,132</u>
General Fund - 45.7%		13,898	66,265	80,163
Local Streets Fund - 26.5%		8,059	38,425	46,484
		<u>21,957</u>	<u>104,690</u>	<u>126,647</u>
Sewer Fund - 27.8%		8,454	40,310	48,764

City of Bridgman
Fiscal Year End June 30
Sewer - Debt Schedule

2013 Improvements GRSD

Amount Issued: \$5,900,000 (City's Portion 41.1%)

Date Issued: May 22, 2013

Fiscal Year	Interest Due Nov 1	Interest Due May 1	Principal Due Nov. 1	Total
2022	25,040	23,478	156,180	204,698
2023	23,478	21,043	162,345	206,866
2024	21,043	17,714	166,455	205,212
2025	17,714	14,262	172,620	204,596
2026	14,262	11,549	180,840	206,651
2027	11,549	7,850	184,950	204,349
2028	7,850	3,987	193,170	205,007
2029	3,987		199,335	203,322
	124,923	99,883	1,415,895	1,640,701

DRAFT 6-7-2021

City of Bridgman
Fiscal Year End June 30
Debt Schedule

Amount Issued: \$ 1,460,000
Date Issued: December 14, 2010
Interest Rate: 3.75%
Principal Due: December 1

Fiscal Year	Principal	Dec 1 Interest	Jun 1 Interest	Total
2022	24,000	21,791	21,390	67,181
2023	25,000	21,381	20,961	67,341
2024	27,000	20,951	20,500	68,451
2025	27,000	20,500	20,040	67,540
2026	28,000	20,031	19,561	67,591
2027	29,000	19,552	19,063	67,615
2028	30,000	19,054	18,546	67,600
2029	31,000	18,546	18,011	67,556
2030	32,000	18,003	17,463	67,465
2031	33,000	17,455	16,896	67,351
2032	34,000	16,889	16,311	67,200
2033	35,000	16,311	15,707	67,018
2034	36,000	15,701	15,085	66,786
2035	38,000	15,078	14,431	67,510
2036	40,000	14,425	13,740	68,165
2037	41,000	13,740	13,030	67,770
2038	42,000	13,025	12,302	67,326
2039	43,000	12,297	11,554	66,851
2040	46,000	11,549	10,757	68,307
2041	47,000	10,757	9,941	67,699
2042	48,000	9,937	9,107	67,044
2043	50,000	9,103	8,235	67,338
2044	52,000	8,231	7,332	67,563
2045	54,000	7,332	6,391	67,723
2046	56,000	6,389	5,413	67,802
2047	58,000	5,411	4,404	67,815
2048	60,000	4,403	3,358	67,760
2049	62,000	3,358	2,274	67,632
2050	65,000	2,273	1,152	68,425
2051	66,000	1,152		67,152
	1,259,000	394,625	372,955	2,026,580

**City of Bridgman
Fiscal Year End
Tax Levy**

	Real	Personal	Total
Ad Valorem	111,578,486	5,423,200	117,001,686
PILT	2,316,147		2,316,147
Land Bank	424,705		424,705
IFT	97,657	283,200	380,857
CFT	1,324,693		1,324,693
CRA	393,302		393,302
	<u>116,134,990</u>	<u>5,706,400</u>	<u>121,841,390</u>
Less IFT	(48,829)	(141,600)	(190,429)
Less CFT	(1,324,693)	-	(1,324,693)
Less CRA	-	-	-
Less CIA Capture			(776,691)
Less Land Bank	(212,353)	-	(212,353)
	<u>116,347,343</u>	<u>5,706,400</u>	<u>119,337,225</u>
Millage Rate:			
City Operating	14.3516		1,712,680.63
Library	1.6933		202,076.28
Ad Valorem			1,704,303.16
IFT/CRA			8,377.47
			<u><u>1,712,680.63</u></u>