

## General Info

Name	Type	Fiscal Year End	*Population (2010)	Phone	Website
Bridgman	City	June	2212	(269) 465-5144	www.bridgman.org

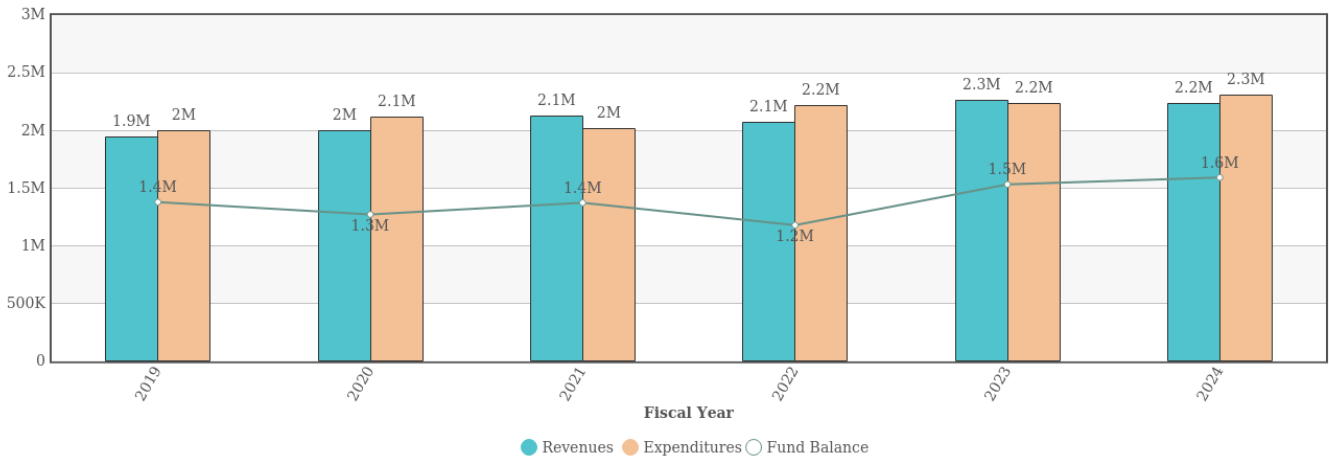
\*2010 population data is being used here because its the value used to calculate the fiscal score that is displayed in the CVTRS report.

## Multi-Year General Fund Only

Year	Data Status	Fiscal Score	Population	General Fund Revenues	General Fund Expenditures	*Available Fund Balance	Taxable Value
2024	Forecast	1	2100	\$2,237,064	\$2,314,239	\$1,592,991	\$122,532,438
2023	Budget	1	2100	\$2,268,638	\$2,242,650	\$1,533,183	\$122,532,438
2022	Actual	0	2100	\$2,074,421	\$2,217,706	\$1,179,365	\$116,758,636
2021	Historic	1	2096	\$2,126,082	\$2,020,297	\$1,373,813	\$113,595,252
2020	Historic	0	2096	\$2,001,227	\$2,117,137	\$1,272,236	\$110,412,541
2019	Historic	0	2559	\$1,946,654	\$1,999,679	\$1,379,345	\$112,166,762

\*Available Fund Balance includes Committed, Assigned, and Unassigned Funds. It excludes Nonspendable and Restricted Funds.

How We Have Managed Our Resources



## **Fiscal Year Assumptions Notes**

### **2024 Notes: General Fund**

#### Revenues:

Revenues are expected to increased overall by 3.5%.

#### Expenses:

Expenses ar exepcted to increase overall by 3.5%.

### **2023 Notes: General Fund**

Capital Expenditures increased from FY 2022 with projects in the Major Street Fund, Parks Fund and Water Fund.

## Financial Statement

Including General Fund only

### Balance Sheet

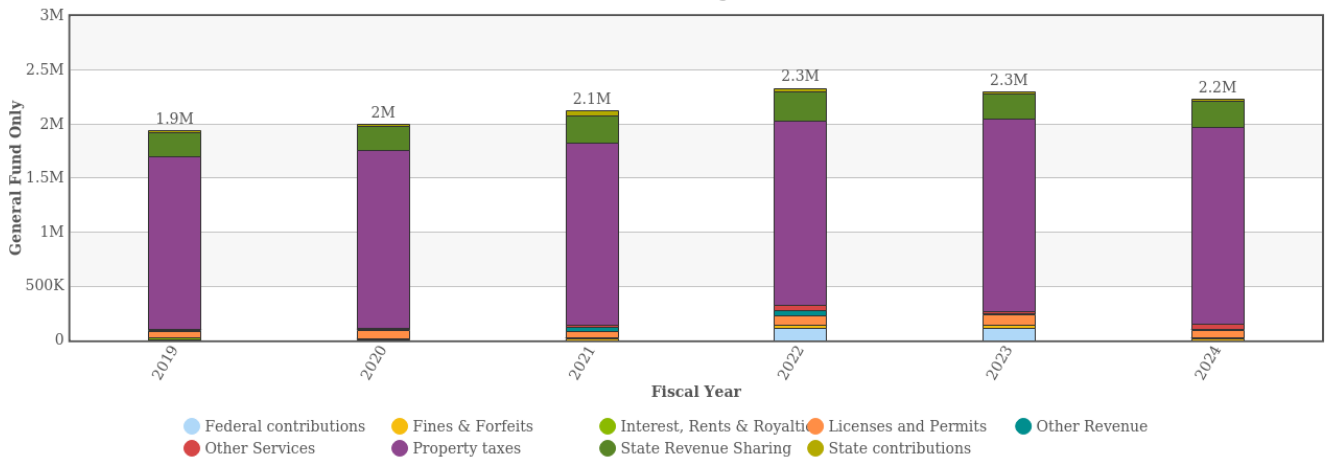
Category Name	2024	2023	2021	2020	2019
Fund Equity	\$1,592,991	\$1,391,523	\$1,391,524	\$1,285,739	\$1,401,650
Total Assets	N/A	\$1,681,639	\$1,476,441	\$1,390,125	\$1,521,174
Total Liabilities	N/A	\$9,739	\$84,917	\$102,442	\$99,524

\*Fund Equity includes all five fund types: Committed, Assigned, Unassigned, Nonspendable and Restricted Funds.

## Revenues

Category Name	2024	2023	2022	2021	2020	2019
Federal contributions		\$116,000	\$116,229			
Fines & Forfeits	\$16,976	\$22,000	\$23,128	\$18,963	\$10,739	\$10,136
Interest, Rents & Royalties	\$7,958	\$5,000	\$2,846	\$6,707	\$8,929	\$14,430
Licenses and Permits	\$71,936	\$98,150	\$91,080	\$62,366	\$77,897	\$61,035
Other Revenue	\$7,426	\$7,000	\$48,864	\$34,149	\$9,315	\$9,855
Other Services	\$47,990	\$21,100	\$45,123	\$19,928	\$10,332	\$8,222
Property taxes	\$1,817,409	\$1,781,259	\$1,707,332	\$1,688,679	\$1,639,400	\$1,599,232
State Revenue Sharing	\$251,454	\$236,991	\$269,347	\$247,586	\$224,526	\$226,602
State contributions	\$15,915	\$15,000	\$32,858	\$47,704	\$20,089	\$17,142
<b>Total</b>	<b>\$2,237,064</b>	<b>\$2,302,500</b>	<b>\$2,336,807</b>	<b>\$2,126,082</b>	<b>\$2,001,227</b>	<b>\$1,946,654</b>

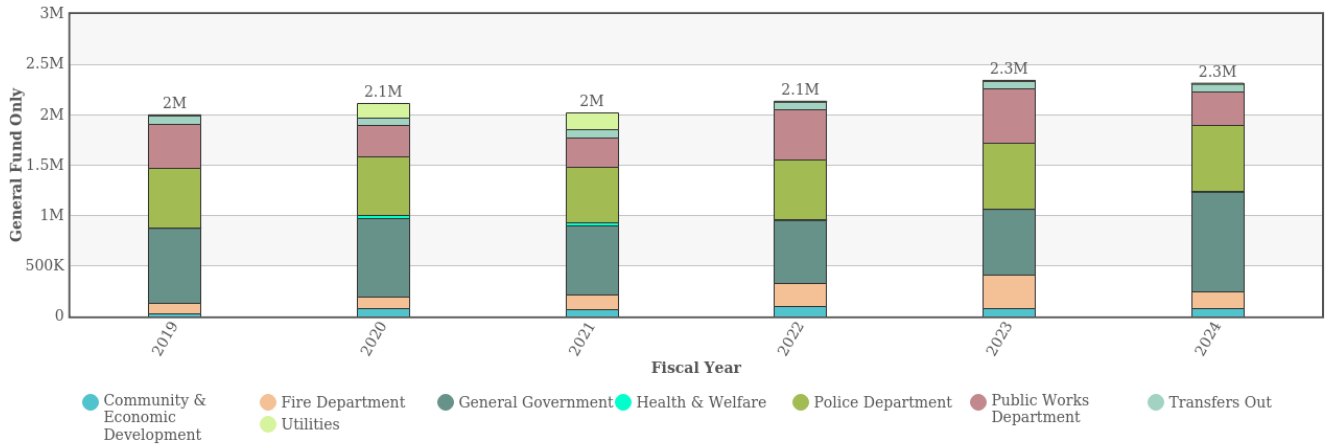
Where The Money Comes From



## Expenses

Category Name	2024	2023	2022	2021	2020	2019
Community & Economic Development	\$85,157	\$83,137	\$103,698	\$72,556	\$82,747	\$22,924
Fire Department	\$158,147	\$331,182	\$227,275	\$144,746	\$112,354	\$106,367
General Government	\$997,433	\$657,073	\$629,392	\$681,653	\$778,830	\$753,867
Health & Welfare				\$31,569	\$30,650	
Police Department	\$659,252	\$648,906	\$595,481	\$555,796	\$581,839	\$591,300
Public Works Department	\$330,597	\$543,972	\$499,507	\$289,036	\$312,003	\$439,448
Transfers Out	\$83,653	\$78,314	\$79,989	\$77,961	\$77,124	\$85,773
Utilities				\$166,980	\$141,590	
<b>Total</b>	<b>\$2,314,239</b>	<b>\$2,342,584</b>	<b>\$2,135,342</b>	<b>\$2,020,297</b>	<b>\$2,117,137</b>	<b>\$1,999,679</b>

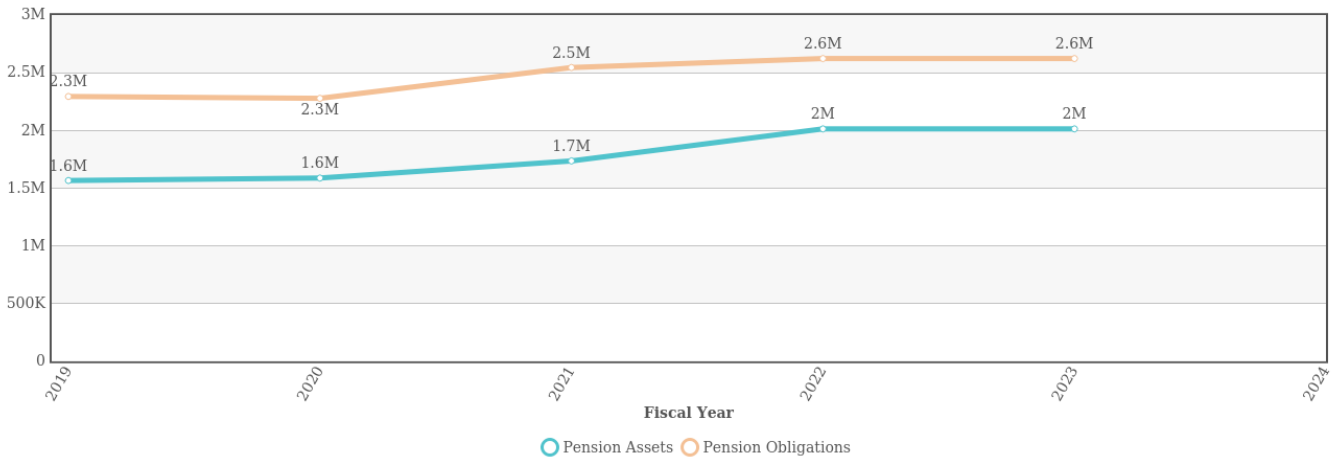
How The Money Is Spent



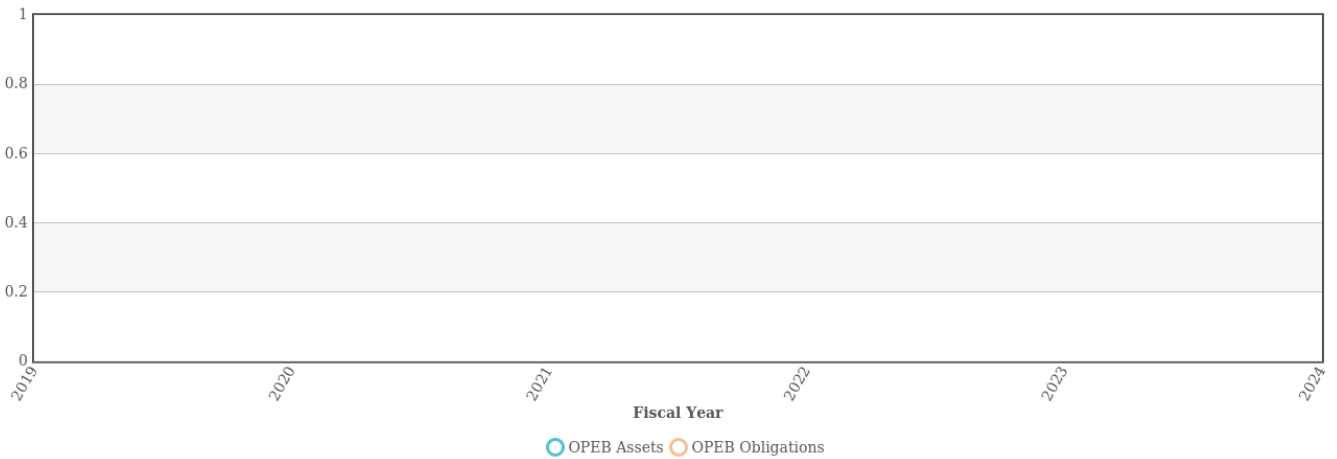
### Supplementary Information (Pension / OPEB)

Category Name	2024	2023	2022	2021	2020	2019
Pensions Actuarial Liability	N/A	\$2,624,370.00	\$2,624,370.00	\$2,546,436.00	\$2,279,215.00	\$2,295,222.00
Pension Fund Assets	N/A	\$2,014,223.00	\$2,014,223.00	\$1,736,125.00	\$1,587,902.00	\$1,566,371.00
OPEB Actuarial Liability	N/A	N/A	N/A	N/A	N/A	N/A
OPEB Fund Assets	N/A	N/A	N/A	N/A	N/A	N/A

**Pension Fund Status**



**Other Post-Employment Benefit Fund Status**



**OPEB Notes:**

The City does not offer OPEB

**Fund Equity Detail**

Category Name	2024	2023	2021	2020	2019
Assigned	\$59,808.00	0	\$10,000.00	\$10,000.00	\$10,000.00
Nonspendable	0	0	\$17,711.00	\$13,503.00	\$22,305.00
Unassigned	\$1,533,182.54	\$59,808.00	\$1,363,813.00	\$1,262,236.00	\$1,369,345.00
Undesignated / Unreserved / Unrestricted	0	\$1,331,715.00	0	0	0